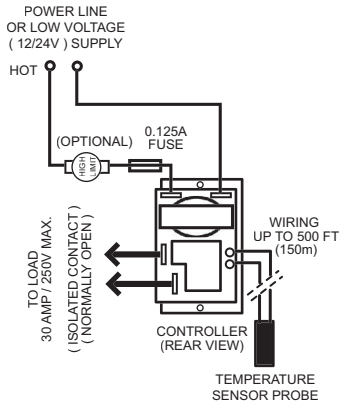
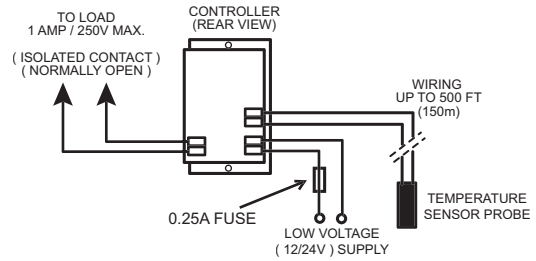


# SDH4 THERMOSTAT WIRING EXAMPLES



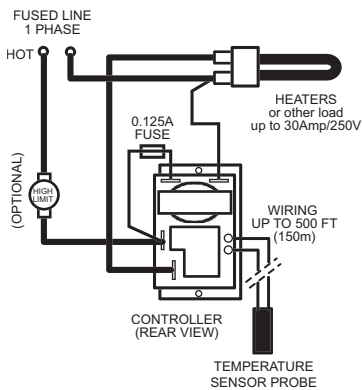
**SDH4 THERMOSTAT BASIC WIRING  
FOR LOADS UP TO 30A/250V**

WH1



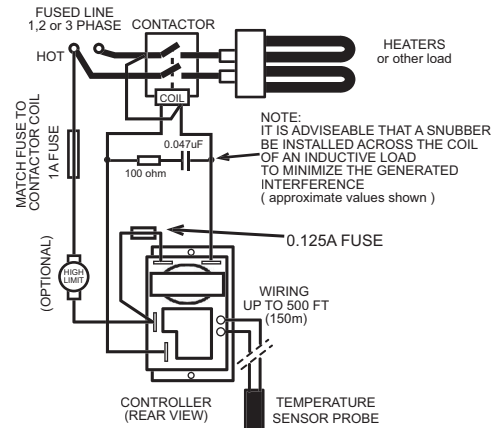
**SDH4 THERMOSTAT  
FOR HEATING, COOLING OR OTHER APPLICATIONS  
USING LOW VOLTAGE FOR CONTROLLER SUPPLY  
AND WITH LOW POWER ON-BOARD RELAY  
FOR LOADS UP TO 1AMP/250V**

WH2



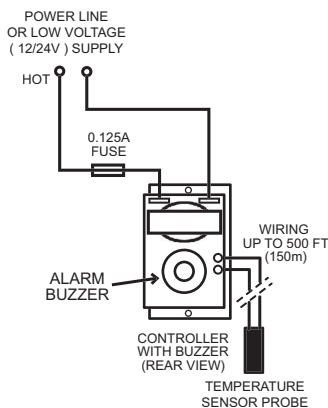
**SDH4 THERMOSTAT  
FOR LOADS UP TO 30A/250V**

WH3



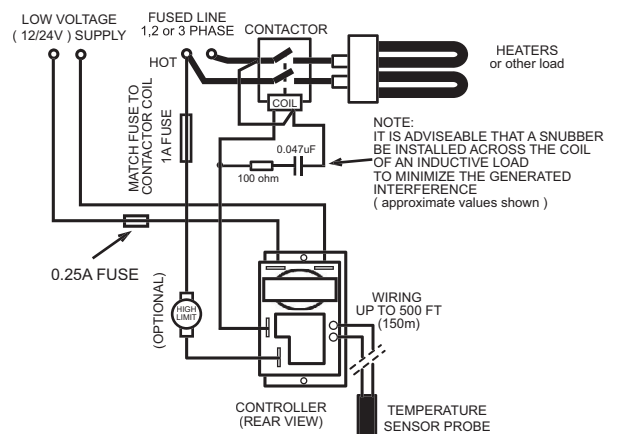
**SDH4 THERMOSTAT  
FOR VERY HIGH LOADS  
USING EXTERNAL CONTACTOR**

WH4



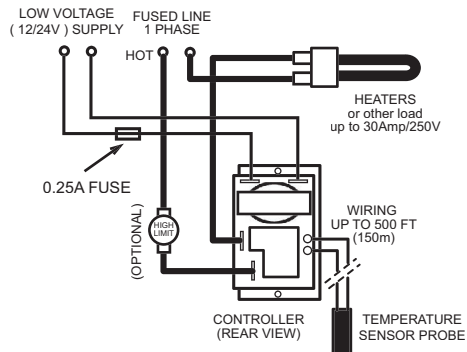
**SDH4 THERMOSTAT  
WITH ALARM BUZZER**

WH5



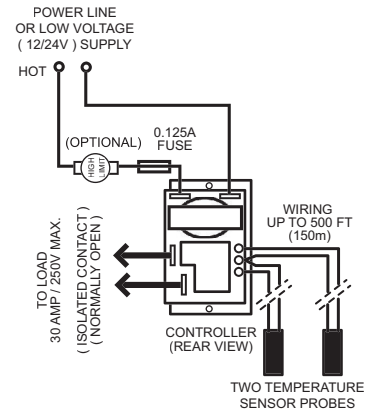
**SDH4 THERMOSTAT  
FOR VERY HIGH LOADS USING EXTERNAL CONTACTOR  
AND USING LOW VOLTAGE FOR CONTROLLER SUPPLY**

WH6



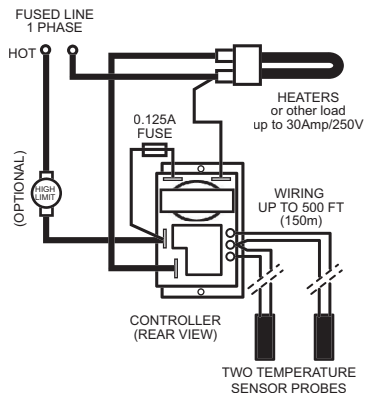
SDH4 THERMOSTAT FOR LOADS UP TO 30A/250V USING EXTERNAL CONTACTOR AND WITH LOW VOLTAGE FOR CONTROLLER SUPPLY

WH7



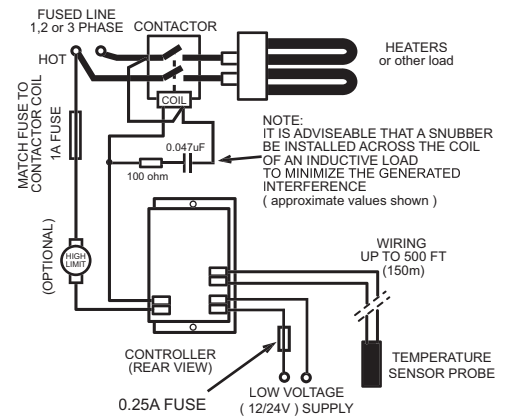
BASIC WIRING FOR SDH4 THERMOSTAT WITH TWO TEMPERATURE SENSORS AND FOR LOADS UP TO 30A/250V

WH8



SDH4 THERMOSTAT WIRING FOR LOADS UP TO 30A/250V AND WITH TWO TEMPERATURE SENSORS

WH9



SDH4 THERMOSTAT FOR VERY HIGH LOADS USING EXTERNAL CONTACTOR AND WITH LOW VOLTAGE FOR CONTROLLER SUPPLY AND USING LOW POWER ON-BOARD RELAY

WH10

## FEATURES:

- SDH4 thermostat models for supply voltage on 120Vac, 208-250Vac, 50/60Hz power line and low voltage 12V ac/dc and 24V ac/dc.
- Available in high power load version with 30 Amps/250V max. Normally Open, SPST relay on-board or in lower power version with 1 Amp/250V max. Normally Open, SPST relay on-board. All relay contacts are fully isolated from the controller supply.
- Operating modes for heating or cooling.
- Temperature sensor probe wiring extendable up to 500 ft ( 150 M ) using any type of 2-conductor cable.
- Models with one or two temperature sensors for special applications to test temperature difference or to control temperature at two separate locations. Variety of sensor probes available.
- SDH4 thermostat fits in a standard 1-gang wiring box or in a panel. Semi-flush or flush mounting.